



How to Orient the Quick Release on the LRP-1




1. Remove built-in hex wrench from LRP-1 Quick Release Clamp.



2. Loosen the hex screw in center of Quick Release Clamp and rotate the clamp.



3. After positioning clamp in the desired position, retighten the hex screw in the center of the Quick Release Clamp.



4. Reinsert the hex wrench back into the Quick Release Clamp for storage.